







EUROPEAN SSA BONDS — 2010				
				
Rank	Lead manager	Amount Eu m	No of issues	Share %
1	Deutsche Bank	12,892	59	9.47
2	HSBC	11,805	41	8.67
3	UBS	7,768	27	5.70
4	Barclays Capital	7,590	27	5.57
5	Credit Suisse	7,439	33	5.46
6	JPMorgan	7,107	38	5.22
7	Crédit Agricole	6,616	16	4.86
8	Citi	6,070	20	4.46
9	Goldman Sachs	6,016	12	4.42
10	Morgan Stanley	6,007	19	4.41
Total eligible issuance		136,166	404	100.00
<i>All Bookrunners, data to March 3, 2010</i>				

SOVEREIGN BONDS — 2010				
				
Rank	Lead manager	Amount Eu m	No of issues	Share %
1	Deutsche Bank	5,907	8	10.66
2	Barclays Capital	5,564	7	10.04
3	HSBC	4,778	6	8.62
4	Crédit Agricole	4,037	5	7.29
5	Société Générale	3,662	5	6.61
6	Citi	3,348	5	6.04
7	Royal Bank of Scotland	2,945	4	5.31
8	UBS	2,578	4	4.65
9	Morgan Stanley	2,198	2	3.97
10	BNP Paribas	2,111	2	3.81
Total eligible issuance		55,417	20	100.00
<i>All Bookrunners, data to March 3, 2010</i>				

GLOBAL SSA BONDS — 2010				
				
Rank	Lead manager	Amount Eu m	No of issues	Share %
1	Deutsche Bank	32,811	188	9.48
2	UBS	30,835	267	8.91
3	Barclays Capital	29,763	102	8.60
4	JPMorgan	22,517	138	6.51
5	Citi	19,630	103	5.67
6	HSBC	18,101	79	5.23
7	Morgan Stanley	15,079	93	4.36
8	Bank of America Merrill Lynch	14,716	109	4.25
9	Credit Suisse	14,291	101	4.13
10	RBC Capital Markets	13,542	151	3.91
Total eligible issuance		346,106	2225	100.00
<i>All Bookrunners, data to March 3, 2010</i>				

COVERED BONDS — 2010				
				
Rank	Lead manager	Amount Eu m	No of issues	Share %
1	Credit Suisse	3,848	17	6.39
2	Deutsche Bank	3,776	13	6.27
3	BNP Paribas	3,753	16	6.23
4	HSBC	3,627	13	6.02
5	Barclays Capital	3,556	15	5.90
6	UniCredit Group	3,528	24	5.86
7	Commerzbank Group	3,168	28	5.26
8	Natixis	3,161	11	5.25
9	Société Générale	2,553	9	4.24
10	LBBW	2,477	56	4.11
Total eligible issuance		60,260	277	100.00
<i>All Bookrunners, data to March 3, 2010</i>				

JUMBO COVERED BONDS — 2010				
				
Rank	Lead manager	Amount Eu m	No of issues	Share %
1	Deutsche Bank	3,458	11	7.83
2	HSBC	3,431	12	7.77
3	BNP Paribas	3,404	13	7.71
4	Natixis	3,061	10	6.93
5	Barclays Capital	2,990	11	6.77
6	Commerzbank Group	2,861	11	6.48
7	Société Générale	2,553	9	5.78
8	UniCredit Group	2,084	10	4.72
9	UBS	1,976	8	4.48
10	Crédit Agricole	1,769	6	4.01
Total eligible issuance		44,149	40	100.00
<i>All Bookrunners, data to March 3, 2010</i>				

GLOBAL FINANCIAL INSTITUTION BONDS — 2010				
				
Rank	Lead manager	Amount \$ m	No of issues	Share %
1	JPMorgan	22,244	37	9.45
2	Credit Suisse	18,074	50	7.68
3	Barclays Capital	17,517	69	7.44
4	Deutsche Bank	15,735	49	6.68
5	Morgan Stanley	13,033	60	5.54
6	Bank of America Merrill Lynch	12,444	93	5.29
7	UBS	10,944	43	4.65
8	Citi	10,506	44	4.46
9	BNP Paribas	9,755	30	4.14
10	HSBC	9,139	63	3.88
Total eligible issuance		235,432	686	100.00
<i>All Bookrunners, data to March 3, 2010</i>				

EUROPEAN FINANCIAL INSTITUTION BONDS — 2010


Rank	Lead manager	Amount Eu m	No of issues	Share %
1	Credit Suisse	11,230	33	10.56
2	Barclays Capital	10,035	57	9.44
3	Deutsche Bank	8,593	34	8.08
4	JPMorgan	6,301	20	5.92
5	BNP Paribas	5,803	20	5.46
6	UBS	5,409	18	5.09
7	Bank of America Merrill Lynch	4,963	21	4.67
8	Citi	4,819	12	4.53
9	HSBC	4,786	38	4.50
10	Royal Bank of Scotland	4,149	23	3.90
Total eligible issuance		106,357	342	100.00

All Bookrunners, data to March 3, 2010

GLOBAL CORPORATE INVESTMENT GRADE BONDS — 2010


Rank	Lead manager	Amount \$ m	No of issues	Share %
1	BNP Paribas	8,357	29	6.08
2	Bank of America Merrill Lynch	7,756	41	5.64
3	Citi	7,330	25	5.33
4	Barclays Capital	6,711	26	4.88
5	UBS	6,327	24	4.60
6	HSBC	6,277	29	4.56
7	Royal Bank of Scotland	6,210	23	4.51
8	Deutsche Bank	6,123	23	4.45
9	Credit Suisse	5,960	22	4.33
10	JPMorgan	5,854	20	4.26
Total eligible issuance		137,548	395	100.00

All Bookrunners, data to March 3, 2010

EUROPEAN CORPORATE INVESTMENT GRADE BONDS — 2010


Rank	Lead manager	Amount Eu m	No of issues	Share %
1	BNP Paribas	3,558	20	10.80
2	Barclays Capital	2,526	15	7.66
3	UniCredit Group	2,169	6	6.58
4	Royal Bank of Scotland	1,951	14	5.92
5	HSBC	1,924	13	5.84
6	Société Générale	1,749	9	5.31
7	Intesa Sanpaolo	1,659	4	5.03
8	Crédit Agricole	1,558	9	4.73
9	Bank of America Merrill Lynch	1,518	9	4.61
10	Deutsche Bank	1,413	10	4.29
Total eligible issuance		32,957	90	100.00

All Bookrunners, data to March 3, 2010

EUROPEAN HIGH YIELD BONDS — 2010


Rank	Lead manager	Amount Eu m	No of issues	Share %
1	Citi	1,172	9	16.37
2	Barclays Capital	757	6	10.58
3	Bank of America Merrill Lynch	747	6	10.44
4	Royal Bank of Scotland	688	7	9.62
5	Deutsche Bank	599	5	8.37
6	JPMorgan	392	4	5.48
7	Credit Suisse	355	3	4.96
8	BNP Paribas	289	4	4.04
9	Lloyds Banking Group	255	3	3.57
10	Goldman Sachs	233	2	3.25
Total eligible issuance		7,157	17	100.00

All Bookrunners, data to March 3, 2010

EMERGING MARKET BONDS — 2010


Rank	Lead manager	Amount \$ m	No of issues	Share %
1	Deutsche Bank	6,090	23	6.12
2	HSBC	5,606	32	5.63
3	Barclays Capital	4,647	23	4.67
4	UBS	4,303	13	4.32
5	Citi	4,264	16	4.28
6	JPMorgan	3,864	13	3.88
7	Bank of America Merrill Lynch	2,676	9	2.69
8	Standard Chartered	2,489	41	2.50
9	Citic Securities	2,373	6	2.38
10	Goldman Sachs	2,106	8	2.12
Total eligible issuance		99,543	486	100.00

All Bookrunners, data to March 3, 2010

CEEMEA EMERGING MARKET BONDS — 2010


Rank	Lead manager	Amount \$ m	No of issues	Share %
1	Deutsche Bank	3,349	6	15.28
2	HSBC	2,377	3	10.85
3	JPMorgan	1,618	3	7.38
4	Citi	1,505	3	6.87
5	UniCredit Group	1,064	1	4.86
5	Société Générale	1,064	1	4.86
5	ING	1,064	1	4.86
8	Standard Bank	993	1	4.53
9	Barclays Capital	984	2	4.49
10	Royal Bank of Scotland	984	2	4.49
Total eligible issuance		21,919	29	100.00

All Bookrunners, data to March 3, 2010
LATIN AMERICAN EMERGING MARKET BONDS — 2010


Rank	Lead manager	Amount \$ m	No of issues	Share %
1	Bank of America Merrill Lynch	1,653	6	14.31
2	JPMorgan	1,572	6	13.61
3	Banco do Brasil	1,356	5	11.74
4	Citi	1,203	4	10.42
5	Barclays Capital	956	3	8.27
6	Banco Santander	894	3	7.74
7	Credit Suisse	688	4	5.96
8	HSBC	628	3	5.43
9	Deutsche Bank	584	3	5.05
10	Banco Itaú	527	3	4.56
Total eligible issuance		11,552	19	100.00

All Bookrunners, data to March 3, 2010
ASIAN EMERGING MARKET BONDS — 2010


Rank	Lead manager	Amount \$ m	No of issues	Share %
1	UBS	3,231	10	4.90
2	Barclays Capital	2,708	18	4.11
3	HSBC	2,601	26	3.94
4	Standard Chartered	2,489	41	3.77
5	Citic Securities	2,373	6	3.60
6	Deutsche Bank	2,157	14	3.27
7	Woori Finance Holdings	1,640	19	2.49
8	Dongbu Group	1,558	20	2.36
9	Citi	1,556	9	2.36
10	China International Capital Corp	1,531	4	2.32
Total eligible issuance		65,947	437	100.00

All Bookrunners, data to March 3, 2010
GLOBAL STRUCTURED FINANCE BONDS — 2010


Rank	Lead manager	Amount \$ m	No of issues	Share %
1	Bank of America Merrill Lynch	18,119	23	18.31
2	Aladdin Capital	14,481	11	14.64
3	Barclays Capital	8,660	18	8.75
4	Royal Bank of Scotland	7,308	13	7.39
5	Deutsche Bank	6,636	17	6.71
6	JPMorgan	6,490	12	6.56
7	Citi	5,084	7	5.14
8	Morgan Stanley	5,055	10	5.11
9	Goldman Sachs	4,639	8	4.69
10	Credit Suisse	4,158	8	4.20
Total eligible issuance		98,943	118	100.00


All Bookrunners, data to March 3, 2010
EUROPEAN STRUCTURED FINANCE BONDS — 2010


Rank	Lead manager	Amount \$ m	No of issues	Share %
1	JPMorgan	1,832	3	33.97
2	HSBC	792	1	14.68
3	Lloyds Banking Group	789	1	14.64
3	Bank of America Merrill Lynch	789	1	14.64
5	WestLB	531	2	9.84
6	Société Générale	371	1	6.88
7	Fortis Bank Nederland	149	1	2.77
8	Royal Bank of Scotland	140	1	2.59
Total eligible issuance		5,394	7	100.00


All Bookrunners, data to March 3, 2010

US DOLLAR SSA BONDS — 2010 			
Rank	Lead manager	Amount \$ m	No of issues
1	UBS	35,966	239
2	Barclays Capital	32,970	84
3	Deutsche Bank	30,011	131
4	JPMorgan	25,731	103
5	Citi	23,433	90
6	Bank of America Merrill Lynch	19,002	104
7	Morgan Stanley	15,328	82
8	Goldman Sachs	13,712	59
9	Credit Suisse	12,097	78
10	RBC Capital Markets	11,423	100
Total eligible issuance		289,364	1741


All Bookrunners, data to March 3, 2010

EURO SSA BONDS — 2010 			
Rank	Lead manager	Amount Eu m	No of issues
1	HSBC	8,075	13
2	Crédit Agricole	6,572	14
3	Deutsche Bank	5,764	11
4	UniCredit Group	4,963	11
5	Société Générale	4,772	8
6	Credit Suisse	4,095	6
7	Barclays Capital	3,720	8
8	Morgan Stanley	3,533	5
9	BNP Paribas	3,293	9
10	DZ Bank	3,182	13
Total eligible issuance		78,793	105


All Bookrunners, data to March 3, 2010

EURO SOVEREIGN BONDS — 2010 			
Rank	Lead manager	Amount Eu m	No of issues
1	HSBC	4,348	5
2	Crédit Agricole	4,037	5
3	Société Générale	3,662	5
4	Deutsche Bank	3,355	5
5	BNP Paribas	2,608	3
6	Barclays Capital	2,419	3
7	Morgan Stanley	2,198	2
8=	Banco Santander	1,991	2
8=	BBVA	1,991	2
10	Goldman Sachs	1,924	2
Total eligible issuance		41,850	12


All Bookrunners, data to March 3, 2010

EURO COVERED BONDS — 2010 			
Rank	Lead manager	Amount Eu m	No of issues
1	Deutsche Bank	3,707	12
2	BNP Paribas	3,651	15
3	Barclays Capital	3,556	15
4	HSBC	3,273	12
5	UniCredit Group	3,233	22
6	Commerzbank Group	3,168	28
7	Natixis	3,161	11
8	Société Générale	2,553	9
9	LBBW	2,477	56
10	Crédit Agricole	2,169	7
Total eligible issuance		54,672	250


All Bookrunners, data to March 3, 2010

EURO FINANCIAL INSTITUTIONS BONDS — 2010 			
Rank	Lead manager	Amount Eu m	No of issues
1	Barclays Capital	6,525	16
2	BNP Paribas	5,874	19
3	Deutsche Bank	5,623	18
4	Credit Suisse	5,298	18
5	Natixis	4,427	11
6	HSBC	4,250	14
7	JPMorgan	4,238	15
8	UBS	3,808	14
9	Crédit Agricole	3,539	26
10	Société Générale	3,531	11
Total eligible issuance		73,783	176


All Bookrunners, data to March 3, 2010

EURODOLLAR FINANCIAL INSTITUTIONS BONDS — 2010 			
Rank	Lead manager	Amount \$ m	No of issues
1	UBS	2,025	2
2	HSBC	744	24
3	Dexia	600	1
4	Credit Suisse	457	6
5=	TD Securities	169	1
5=	Rabobank	169	1
7	Standard Chartered	165	3
8	Citi	137	5
9	Morgan Stanley	135	7
10	Bank of America Merrill Lynch	113	16
Total eligible issuance		5,163	74


All Bookrunners, data to March 3, 2010

US MARKETED FINANCIAL INSTITUTIONS BONDS — 2010 			
Rank	Lead manager	Amount \$ m	No of issues
1	JPMorgan	16,059	19
2	Morgan Stanley	11,946	45
3	Bank of America Merrill Lynch	9,535	54
4	Credit Suisse	8,632	19
5	Barclays Capital	7,655	42
6	Deutsche Bank	6,908	16
7	Goldman Sachs	6,838	27
8	Citi	6,393	27
9	Nomura	3,825	3
10	Jefferies & Company	2,177	2
Total eligible issuance		90,189	184

All Bookrunners, data to March 3, 2010

EURO CORPORATE INVESTMENT GRADE BONDS — 2010 			
Rank	Lead manager	Amount Eu m	No of issues
1	BNP Paribas	3,901	19
2	UniCredit Group	2,169	6
3	HSBC	1,974	9
4	Société Générale	1,924	11
5	Deutsche Bank	1,686	10
6	Intesa Sanpaolo	1,659	4
7	Barclays Capital	1,634	7
8	Crédit Agricole	1,324	8
9	Royal Bank of Scotland	1,316	8
10	Bank of America Merrill Lynch	1,063	7
Total eligible issuance		26,854	46

All Bookrunners, data to March 3, 2010


DOLLAR CORPORATE INVESTMENT GRADE BONDS — 2010 			
Rank	Lead manager	Amount \$ m	No of issues
1	Citi	6,260	19
2	Bank of America Merrill Lynch	6,258	34
3	JPMorgan	4,528	15
4	Credit Suisse	4,505	10
5	Royal Bank of Scotland	3,584	8
6	Deutsche Bank	3,501	11
7	Barclays Capital	3,461	11
8	Goldman Sachs	2,822	8
9	HSBC	2,553	7
10	BNP Paribas	2,490	5
Total eligible issuance		51,835	65

All Bookrunners, data to March 3, 2010

EURODOLLAR CORPORATE INVESTMENT GRADE BONDS — 2010 


Rank	Lead manager	Amount Eu m	No of issues
1	HSBC	433	3
2	Morgan Stanley	422	3
3	Deutsche Bank	416	2
4	UBS	355	1
5	Goldman Sachs	300	1
5	Barclays Capital	300	2
7	JPMorgan	167	1
8	Standard Chartered	166	1
9=	Credit Suisse	100	1
9=	Citi	100	1
Total eligible issuance		2,758	12

All Bookrunners, data to March 3, 2010

EURO HIGH YIELD BONDS — 2010 


Rank	Lead manager	Amount Eu m	No of issues
1	Barclays Capital	658	5
2	Citi	534	4
3	Bank of America Merrill Lynch	515	4
4	Deutsche Bank	440	4
5	Royal Bank of Scotland	400	4
6	BNP Paribas	203	3
7=	UniCredit Group	197	1
7=	LBBW	197	1
7=	ING	197	1
7=	Commerzbank Group	197	1
Total eligible issuance		4,043	9

All Bookrunners, data to March 3, 2010

US DOLLAR HIGH YIELD BONDS — 2010 

Rank	Lead manager	Amount \$ m	No of issues
1	JPMorgan	5,090	32
2	Bank of America Merrill Lynch	4,195	31
3	Goldman Sachs	3,594	18
4	Citi	3,007	17
5	Credit Suisse	2,008	14
6	Morgan Stanley	2,005	13
7	Deutsche Bank	1,791	15
8	Barclays Capital	1,435	12
9	Wells Fargo Securities	1,431	12
10	UBS	999	9
Total eligible issuance		30,429	69

All Bookrunners, data to March 3, 2010

ALL STERLING BONDS — 2010 

Rank	Lead manager	Amount £ m	No of issues
1	Royal Bank of Scotland	3,019	20
2	Barclays Capital	2,794	15
3	Deutsche Bank	2,732	10
4	HSBC	2,555	14
5	RBC Capital Markets	2,154	8
6	UBS	1,187	5
7	JPMorgan	1,130	6
8	Nomura	855	1
9	Lloyds Banking Group	569	5
10	Bank of America Merrill Lynch	447	6
Total eligible issuance		18,574	46

All Bookrunners, data to March 3, 2010

STERLING CORPORATE INVESTMENT GRADE BONDS — 2010 

Rank	Lead manager	Amount £ m	No of issues
1	Royal Bank of Scotland	1,051	9
2	RBC Capital Markets	718	3
3	Barclays Capital	615	9
4	HSBC	568	3
5	Lloyds Banking Group	166	2
6	Commerzbank Group	116	1
7=	Morgan Stanley	116	1
7=	Intesa Sanpaolo	116	1
9	Goldman Sachs	99	1
10	Bank of America Merrill Lynch	70	3
Total eligible issuance		3,967	20

All Bookrunners, data to March 3, 2010

ALL SWISS FRANC BONDS — 2010 

Rank	Lead manager	Amount Sfr m	No of issues
1	Credit Suisse	8,342	44
2	UBS	3,575	28
3	Zuercher Kantonalbank	2,438	22
4	BNP Paribas	2,106	15
5	Deutsche Bank	1,021	9
6	Royal Bank of Scotland	1,017	9
7	UniCredit Group	637	4
8	Graubuendner Kantonalbank	302	1
9	Thurgauer Kantonalbank	250	1
10	Freiburger Kantonalbank	150	1
Total eligible issuance		20,307	100

All Bookrunners, data to March 3, 2010