

EUROPEAN SSA BONDS — 2010				
Rank	Lead manager	Amount Eu m	No of issues	Share %
1	Deutsche Bank	30,098	158	8.08
2	Barclays Capital	29,616	90	7.95
3	HSBC	26,295	128	7.06
4	JPMorgan	22,281	104	5.98
5	Credit Suisse	18,100	98	4.86
6	Goldman Sachs	15,490	36	4.16
7	UBS	15,489	67	4.16
8	Morgan Stanley	14,546	47	3.91
9	BNP Paribas	14,051	47	3.77
10	RBC Capital Markets	13,998	129	3.76
Total eligible issuance		372,315	1277	100.00

All bookrunners, data to July 28, 2010

EUROPEAN SOVEREIGN BONDS — 2010				
Rank	Lead manager	Amount Eu m	No of issues	Share %
1	Barclays Capital	17,836	23	12.72
2	Deutsche Bank	11,709	19	8.35
3	HSBC	10,621	14	7.58
4	Société Générale	9,655	13	6.89
5	Royal Bank of Scotland	6,839	13	4.88
6	Crédit Agricole	6,626	8	4.73
7	BNP Paribas	6,513	9	4.65
8	Citi	6,422	11	4.58
9	JPMorgan	6,341	12	4.52
10	UBS	5,526	10	3.94
Total eligible issuance		140,186	61	100.00

All bookrunners, data to July 28, 2010

GLOBAL SSA BONDS — 2010				
Rank	Lead manager	Amount Eu m	No of issues	Share %
1	Barclays Capital	93,926	376	8.71
2	UBS	88,423	871	8.20
3	Deutsche Bank	87,208	551	8.08
4	JPMorgan	78,036	492	7.23
5	Citi	52,155	324	4.84
6	Bank of America Merrill Lynch	50,287	311	4.66
7	RBC Capital Markets	46,240	512	4.29
8	Goldman Sachs	45,728	246	4.24
9	Morgan Stanley	44,361	299	4.11
10	Credit Suisse	43,112	337	4.00
Total eligible issuance		1,078,683	7456	100.00

All bookrunners, data to July 28, 2010

ALL COVERED BONDS — 2010				
Rank	Lead manager	Amount Eu m	No of issues	Share %
1	Barclays Capital	11,289	44	6.22
2	UniCredit Group	11,154	64	6.15
3	HSBC	11,010	43	6.07
4	BNP Paribas	10,557	49	5.82
5	Deutsche Bank	9,060	44	4.99
6	Natixis	8,936	36	4.93
7	Credit Suisse	8,448	46	4.66
8	LBBW	8,341	125	4.60
9	Société Générale	7,967	36	4.39
10	Commerzbank Group	7,245	69	3.99
Total eligible issuance		181,416	703	100.00

All bookrunners, data to July 28, 2010

JUMBO COVERED BONDS — 2010				
Rank	Lead manager	Amount Eu m	No of issues	Share %
1	Barclays Capital	9,952	35	8.29
2	HSBC	9,804	35	8.17
3	BNP Paribas	8,966	35	7.47
4	UniCredit Group	7,710	35	6.42
5	Deutsche Bank	7,353	29	6.12
6	Société Générale	7,187	29	5.99
7	Natixis	5,984	24	4.98
8	LBBW	5,444	25	4.53
9	Royal Bank of Scotland	4,996	21	4.16
10	Commerzbank Group	4,930	21	4.11
Total eligible issuance		120,059	128	100.00

All bookrunners, data to July 28, 2010

GLOBAL FINANCIAL INSTITUTION BONDS — 2010				
Rank	Lead manager	Amount \$ m	No of issues	Share %
1	JPMorgan	57,375	177	8.49
2	Deutsche Bank	44,060	171	6.52
3	Bank of America Merrill Lynch	41,080	345	6.08
4	Credit Suisse	38,531	143	5.70
5	Barclays Capital	36,906	457	5.46
6	Morgan Stanley	33,373	204	4.94
7	UBS	31,729	366	4.70
8	Citi	30,847	194	4.57
9	Goldman Sachs	29,026	127	4.30
10	HSBC	26,013	196	3.85
Total eligible issuance		675,670	3457	100.00

All bookrunners, data to July 28, 2010

EUROPEAN FINANCIAL INSTITUTION BONDS — 2010				
Rank	Lead manager	Amount Eu m	No of issues	Share %
1	Deutsche Bank	25,716	110	9.05
2	Credit Suisse	22,503	95	7.92
3	Barclays Capital	19,899	393	7.00
4	UBS	16,884	301	5.94
5	JPMorgan	16,371	54	5.76
6	BNP Paribas	15,955	89	5.62
7	HSBC	14,169	136	4.99
8	Royal Bank of Scotland	12,078	80	4.25
9	Crédit Agricole	11,523	88	4.06
10	Société Générale	11,463	66	4.03
Total eligible issuance		284,105	2023	100.00

All bookrunners, data to July 28, 2010

SUBORDINATED EUROPEAN FINANCIAL INSTITUTION BONDS — 2010				
Rank	Lead manager	Amount Eu m	No of issues	Share %
1	Credit Suisse	3,211	8	16.29
2	Deutsche Bank	2,385	6	12.10
3	Barclays Capital	2,080	3	10.55
4	HSBC	2,012	4	10.21
5	Goldman Sachs	1,308	5	6.63
6	JPMorgan	1,027	5	5.21
7	BNP Paribas	923	9	4.68
8	Citi	833	2	4.23
9	UBS	779	3	3.95
10	Morgan Stanley	668	2	3.39
Total eligible issuance		19,712	34	100.00

All bookrunners, data to July 28, 2010

GLOBAL CORPORATE BONDS — 2010				
Rank	Lead manager	Amount \$ m	No of issues	Share %
1	JPMorgan	53,793	250	7.77
2	Bank of America Merrill Lynch	51,827	341	7.49
3	Deutsche Bank	35,734	174	5.16
4	Citi	35,335	179	5.11
5	Barclays Capital	34,164	176	4.94
6	Credit Suisse	32,124	137	4.64
7	Goldman Sachs	28,754	119	4.16
8	Royal Bank of Scotland	28,037	144	4.05
9	BNP Paribas	25,541	130	3.69
10	Morgan Stanley	25,391	127	3.67
Total eligible issuance		691,983	2281	100.00

All bookrunners, data to July 28, 2010

ALL INTERNATIONAL EURO-DENOMINATED CORPORATE BONDS — 2010				
Rank	Lead manager	Amount Eu m	No of issues	Share %
1	BNP Paribas	10,258	66	11.16
2	Deutsche Bank	10,088	56	10.97
3	Société Générale	7,687	47	8.36
4	Crédit Agricole	5,995	43	6.52
5	Royal Bank of Scotland	5,796	42	6.30
6	HSBC	5,131	31	5.58
7	Barclays Capital	4,703	31	5.11
8	JPMorgan	4,426	30	4.81
9	Natixis	3,852	29	4.19
10	UniCredit Group	3,750	23	4.08
Total eligible issuance		91,955	188	100.00

All bookrunners, data to July 28, 2010

EUROPEAN CORPORATE INVESTMENT GRADE BONDS — 2010				
Rank	Lead manager	Amount Eu m	No of issues	Share %
1	BNP Paribas	9,650	67	8.30
2	Royal Bank of Scotland	8,956	57	7.71
3	Barclays Capital	8,165	39	7.02
4	Deutsche Bank	7,887	44	6.79
5	Bank of America Merrill Lynch	6,890	27	5.93
6	Société Générale	6,829	40	5.88
7	JPMorgan	6,575	29	5.66
8	HSBC	5,642	34	4.85
9	Crédit Agricole	5,184	33	4.46
10	Credit Suisse	4,615	25	3.97
Total eligible issuance		116,232	302	100.00

All bookrunners, data to July 28, 2010

EUROPEAN HIGH YIELD BONDS — 2010				
Rank	Lead manager	Amount Eu m	No of issues	Share %
1	Credit Suisse	3,038	16	10.31
2	Citi	2,086	19	7.08
3	JPMorgan	2,015	17	6.84
4	Deutsche Bank	1,983	15	6.73
5	Barclays Capital	1,978	15	6.71
6	Royal Bank of Scotland	1,671	18	5.67
7	Bank of America Merrill Lynch	1,501	11	5.10
8	Goldman Sachs	1,339	7	4.54
9	BNP Paribas	1,330	13	4.51
10	UBS	1,042	6	3.54
Total eligible issuance		29,469	80	100.00

All bookrunners, data to July 28, 2010

EMERGING MARKET BONDS — 2010				
Rank	Lead manager	Amount \$ m	No of issues	Share %
1	HSBC	24,133	158	6.10
2	Deutsche Bank	18,397	90	4.65
3	Citi	17,600	86	4.45
4	Barclays Capital	15,837	82	4.00
5	JPMorgan	14,010	64	3.54
6	Standard Chartered	11,225	164	2.84
7	Credit Suisse	10,033	46	2.53
8	Goldman Sachs	10,015	28	2.53
9	Bank of China	9,795	18	2.47
10	UBS	8,673	36	2.19
Total eligible issuance		395,862	2037	100.00

All bookrunners, data to July 28, 2010

CEEMEA EMERGING MARKET BONDS — 2010				
Rank	Lead manager	Amount \$ m	No of issues	Share %
1	HSBC	8,704	22	9.52
2	Barclays Capital	8,309	19	9.08
3	Citi	7,673	25	8.39
4	Deutsche Bank	7,336	19	8.02
5	JPMorgan	5,496	18	6.01
6	VTB Capital	5,147	22	5.63
7	Royal Bank of Scotland	5,108	18	5.58
8	Credit Suisse	4,431	15	4.84
9	BNP Paribas	2,800	13	3.06
10	Société Générale	2,457	8	2.69
Total eligible issuance		91,468	156	100.00

All bookrunners, data to July 28, 2010

LATIN AMERICAN EMERGING MARKET BONDS — 2010				
Rank	Lead manager	Amount \$ m	No of issues	Share %
1	HSBC	6,109	28	11.35
2	JPMorgan	5,887	20	10.94
3	Citi	5,021	19	9.33
4	Bank of America Merrill Lynch	4,758	23	8.84
5	Deutsche Bank	4,530	13	8.42
6	Banco Santander	4,123	16	7.66
7	Goldman Sachs	4,058	9	7.54
8	Credit Suisse	3,531	15	6.56
9	Banco do Brasil	2,116	11	3.93
10	BNP Paribas	1,945	8	3.61
Total eligible issuance		53,815	95	100.00

All bookrunners, data to July 28, 2010

ASIAN EMERGING MARKET BONDS — 2010				
Rank	Lead manager	Amount \$ m	No of issues	Share %
1	Bank of China	9,795	18	3.94
2	Standard Chartered	9,490	157	3.82
3	HSBC	9,320	108	3.75
4	Industrial & Commercial Bank of China	8,440	20	3.40
5	Hana Bank	7,490	73	3.01
6	Citic Securities	6,976	18	2.81
7	Agricultural Bank of China	6,852	21	2.76
8	UBS	6,712	26	2.70
9	Bank of Communications	6,563	14	2.64
10	Deutsche Bank	6,141	56	2.47
Total eligible issuance		248,525	1781	100.00

All bookrunners, data to July 28, 2010

GLOBAL STRUCTURED FINANCE BONDS — 2010				
Rank	Lead manager	Amount \$ m	No of issues	Share %
1	Bank of America Merrill Lynch	63,305	87	15.96
2	Barclays Capital	37,149	67	9.37
3	Credit Suisse	37,090	70	9.35
4	Royal Bank of Scotland	36,851	63	9.29
5	JPMorgan	36,087	59	9.10
6	Deutsche Bank	28,175	57	7.10
7	Goldman Sachs	24,824	31	6.26
8	Citi	24,455	47	6.17
9	Morgan Stanley	18,912	38	4.77
10	Nomura	13,626	22	3.44
Total eligible issuance		396,555	600	100.00


All bookrunners, data to July 28, 2010

EUROPEAN STRUCTURED FINANCE BONDS — 2010				
Rank	Lead manager	Amount Eu m	No of issues	Share %
1	JPMorgan	7,421	7	18.47
2	ABN Amro Bank	6,067	5	15.10
3	Lloyds Banking Group	6,022	5	14.99
4	Royal Bank of Scotland	3,642	7	9.06
5	HSBC	2,449	7	6.09
6	Deutsche Bank	2,055	3	5.12
7	Société Générale	1,769	5	4.40
8	Bank of America Merrill Lynch	1,458	3	3.63
9	Citi	1,224	2	3.05
10	Credit Suisse	1,100	3	2.74
Total eligible issuance		40,180	39	100.00


All bookrunners, data to July 28, 2010

US DOLLAR SSA BONDS — 2010 			
Rank	Lead manager	Amount \$ m	No of issues
1	UBS	98,817	795
2	Barclays Capital	93,747	302
3	JPMorgan	82,014	390
4	Deutsche Bank	81,459	393
5	Citi	62,613	304
6	Bank of America Merrill Lynch	53,838	286
7	Goldman Sachs	48,873	209
8	Morgan Stanley	42,553	245
9	Credit Suisse	37,924	267
10	RBC Capital Markets	33,868	306
Total eligible issuance		871,468	5792

All bookrunners, data to July 28, 2010

EURO SSA BONDS — 2010 			
Rank	Lead manager	Amount Eu m	No of issues
1	Barclays Capital	16,916	32
2	HSBC	15,105	37
3	Deutsche Bank	14,331	34
4	Crédit Agricole	12,712	29
5	Société Générale	12,090	21
6	UniCredit Group	12,023	35
7	BNP Paribas	11,702	30
8	JPMorgan	9,779	16
9	Credit Suisse	9,739	26
10	DZ Bank	8,564	44
Total eligible issuance		214,873	363


All bookrunners, data to July 28, 2010

EURO SOVEREIGN BONDS — 2010 			
Rank	Lead manager	Amount Eu m	No of issues
1	Barclays Capital	10,328	14
2	Société Générale	9,655	13
3	Deutsche Bank	7,175	12
4	HSBC	6,881	9
5	BNP Paribas	6,814	9
6	Crédit Agricole	6,626	8
7	Citi	3,434	5
8	JPMorgan	3,133	4
9	ING	3,107	4
10=	Banco Santander	2,989	3
10=	BBVA	2,989	3
Total eligible issuance		95,417	34


All bookrunners, data to July 28, 2010

EURO COVERED BONDS — 2010 			
Rank	Lead manager	Amount Eu m	No of issues
1	UniCredit Group	10,915	63
2	BNP Paribas	10,029	45
3	Barclays Capital	9,335	39
4	HSBC	9,089	37
5	Natixis	8,936	36
6	LBBW	8,341	125
7	Société Générale	7,967	36
8	Deutsche Bank	7,824	35
9	Commerzbank Group	7,245	69
10	Crédit Agricole	5,359	24
Total eligible issuance		154,432	582


All bookrunners, data to July 28, 2010

EURO FINANCIAL INSTITUTIONS BONDS — 2010 			
Rank	Lead manager	Amount Eu m	No of issues
1	Deutsche Bank	16,286	69
2	BNP Paribas	13,382	58
3	Barclays Capital	13,009	69
4	Credit Suisse	12,328	42
5	Société Générale	11,051	57
6	JPMorgan	10,857	36
7	Crédit Agricole	10,576	73
8	UBS	10,061	105
9	Natixis	9,815	36
10	HSBC	8,980	41
Total eligible issuance		193,169	998


All bookrunners, data to July 28, 2010

EURODOLLAR FINANCIAL INSTITUTIONS BONDS — 2010 			
Rank	Lead manager	Amount \$ m	No of issues
1	HSBC	2,680	57
2	UBS	2,163	101
3	JPMorgan	1,539	20
4	Citi	1,502	27
5	Deutsche Bank	1,222	10
6	Credit Suisse	1,124	21
7	Dexia	1,100	2
8	Morgan Stanley	632	25
9	Bank of America Merrill Lynch	598	50
10	Standard Chartered	566	7
Total eligible issuance		17,850	429


All bookrunners, data to July 28, 2010

US MARKETED FINANCIAL INSTITUTIONS BONDS — 2010 			
Rank	Lead manager	Amount \$ m	No of issues
1	JPMorgan	39,464	103
2	Bank of America Merrill Lynch	31,226	224
3	Morgan Stanley	27,484	137
4	Citi	22,523	114
5	Goldman Sachs	21,708	99
6	Deutsche Bank	19,682	65
7	Credit Suisse	16,196	53
8	Barclays Capital	16,097	268
9	UBS	10,823	55
10	HSBC	6,940	40
Total eligible issuance		249,075	858

All bookrunners, data to July 28, 2010

EURO CORPORATE INVESTMENT GRADE BONDS — 2010 			
Rank	Lead manager	Amount Eu m	No of issues
1	BNP Paribas	9,405	56
2	Deutsche Bank	7,780	36
3	Société Générale	6,971	42
4	Crédit Agricole	5,016	32
5	Royal Bank of Scotland	4,962	32
6	HSBC	4,292	25
7	UniCredit Group	4,284	20
8	Natixis	3,345	26
9	JPMorgan	3,086	18
10	Barclays Capital	3,026	16
Total eligible issuance		77,703	159

All bookrunners, data to July 28, 2010

DOLLAR CORPORATE INVESTMENT GRADE BONDS — 2010 			
Rank	Lead manager	Amount \$ m	No of issues
1	Bank of America Merrill Lynch	29,088	192
2	JPMorgan	27,787	104
3	Citi	18,804	66
4	Barclays Capital	17,851	64
5	Goldman Sachs	14,700	48
6	Credit Suisse	13,571	42
7	Morgan Stanley	12,026	45
8	Royal Bank of Scotland	11,755	42
9	Deutsche Bank	11,489	42
10	UBS	8,363	33
Total eligible issuance		202,270	372

All bookrunners, data to July 28, 2010

**GLOBAL CORPORATE INVESTMENT
GRADE BONDS — 2010** 


Rank	Lead manager	Amount \$ m	No of issues
1	Bank of America Merrill Lynch	33,842	218
2	JPMorgan	32,503	127
3	Barclays Capital	25,016	102
4	Deutsche Bank	24,020	93
5	Citi	23,433	96
6	Royal Bank of Scotland	21,441	99
7	BNP Paribas	21,275	100
8	HSBC	19,996	105
9	Goldman Sachs	18,041	59
10	Credit Suisse	17,258	69
Total eligible issuance		512,210	1684

All bookrunners, data to July 28, 2010

**EURODOLLAR CORPORATE
INVESTMENT GRADE — 2010** 


Rank	Lead manager	Amount \$ m	No of issues
1	Morgan Stanley	1,348	8
2	HSBC	1,040	9
3	JPMorgan	1,006	5
4	Barclays Capital	964	5
5	UBS	799	5
6	Woori Finance Holdings	680	6
7	Deutsche Bank	662	4
8	Goldman Sachs	641	4
9	Citi	591	6
10	VTB Capital	500	1
Total eligible issuance		11,272	61

All bookrunners, data to July 28, 2010

EURO HIGH YIELD BONDS — 2010 


Rank	Lead manager	Amount Eu m	No of issues
1	Deutsche Bank	1,972	17
2	Barclays Capital	1,677	15
3	BNP Paribas	1,157	10
4	JPMorgan	1,082	11
5	Citi	1,007	10
6	Crédit Agricole	979	11
7	Credit Suisse	934	9
8	Bank of America Merrill Lynch	882	8
9	Royal Bank of Scotland	834	10
10	HSBC	590	5
Total eligible issuance		16,438	39

All bookrunners, data to July 28, 2010

**US DOLLAR HIGH
YIELD BONDS — 2010** 

Rank	Lead manager	Amount \$ m	No of issues
1	JPMorgan	18,094	105
2	Bank of America Merrill Lynch	15,028	107
3	Credit Suisse	13,173	56
4	Goldman Sachs	9,104	52
5	Citi	9,095	57
6	Deutsche Bank	8,122	59
7	Morgan Stanley	7,943	46
8	Barclays Capital	5,975	50
9	UBS	5,736	44
10	Wells Fargo Securities	4,721	40
Total eligible issuance		118,057	263

All bookrunners, data to July 28, 2010

ALL STERLING BONDS — 2010 

Rank	Lead manager	Amount £ m	No of issues
1	HSBC	8,683	39
2	Royal Bank of Scotland	8,562	49
3	Barclays Capital	7,564	78
4	JPMorgan	7,100	17
5	Deutsche Bank	6,286	28
6	RBC Capital Markets	5,255	20
7	Goldman Sachs	3,963	12
8	Nomura	3,681	6
9	Lloyds Banking Group	3,278	20
10	UBS	2,613	29
Total eligible issuance		63,817	207

All bookrunners, data to July 28, 2010

**STERLING CORPORATE INVESTMENT
GRADE BONDS — 2010** 

Rank	Lead manager	Amount £ m	No of issues
1	Royal Bank of Scotland	4,008	28
2	HSBC	2,859	15
3	Barclays Capital	2,734	64
4	Lloyds Banking Group	1,393	14
5	Deutsche Bank	1,052	9
6	RBC Capital Markets	1,012	7
7	BNP Paribas	889	8
8	Nomura	747	3
9	UBS	407	23
10	JPMorgan	368	4
Total eligible issuance		18,174	140

All bookrunners, data to July 28, 2010

ALL SWISS FRANC BONDS — 2010 

Rank	Lead manager	Amount Sfr m	No of issues
1	Credit Suisse	20,818	115
2	UBS	9,689	89
3	Zuercher Kantonalbank	6,534	52
4	BNP Paribas	4,401	31
5	Royal Bank of Scotland	3,676	29
6	Deutsche Bank	2,092	20
7	Raiffeisen Schweiz Genossenschaft	1,234	8
8	UniCredit Group	780	5
9	Basler Kantonalbank	765	8
10	Graubundner Kantonalbank	302	1
Total eligible issuance		52,407	280

All bookrunners, data to July 28, 2010